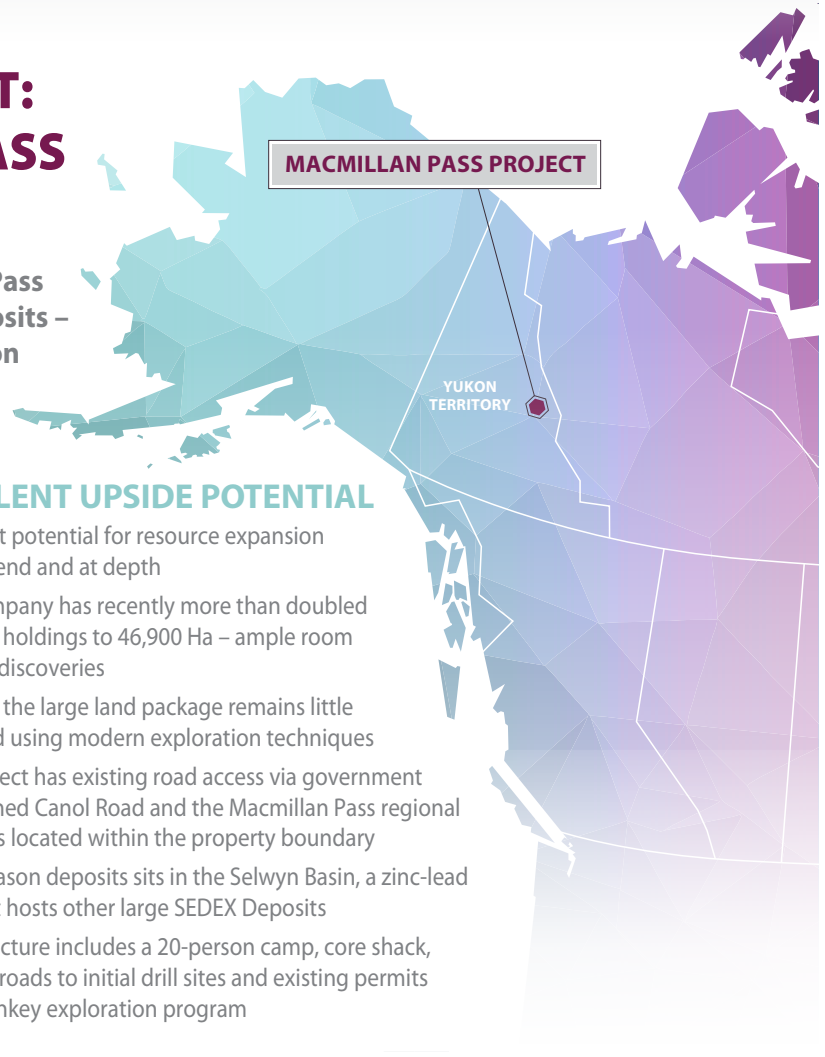


## MACMILLAN PASS PROJECT: ADVANCING A WORLD-CLASS ZINC ASSET

Fireweed Zinc Ltd. is focused on the Macmillan Pass Zinc-Lead-Silver Project, host to the SEDEX deposits – Tom and Jason. Located in mining-friendly Yukon Territory, Canada, it is one of the world’s largest undeveloped zinc resources.



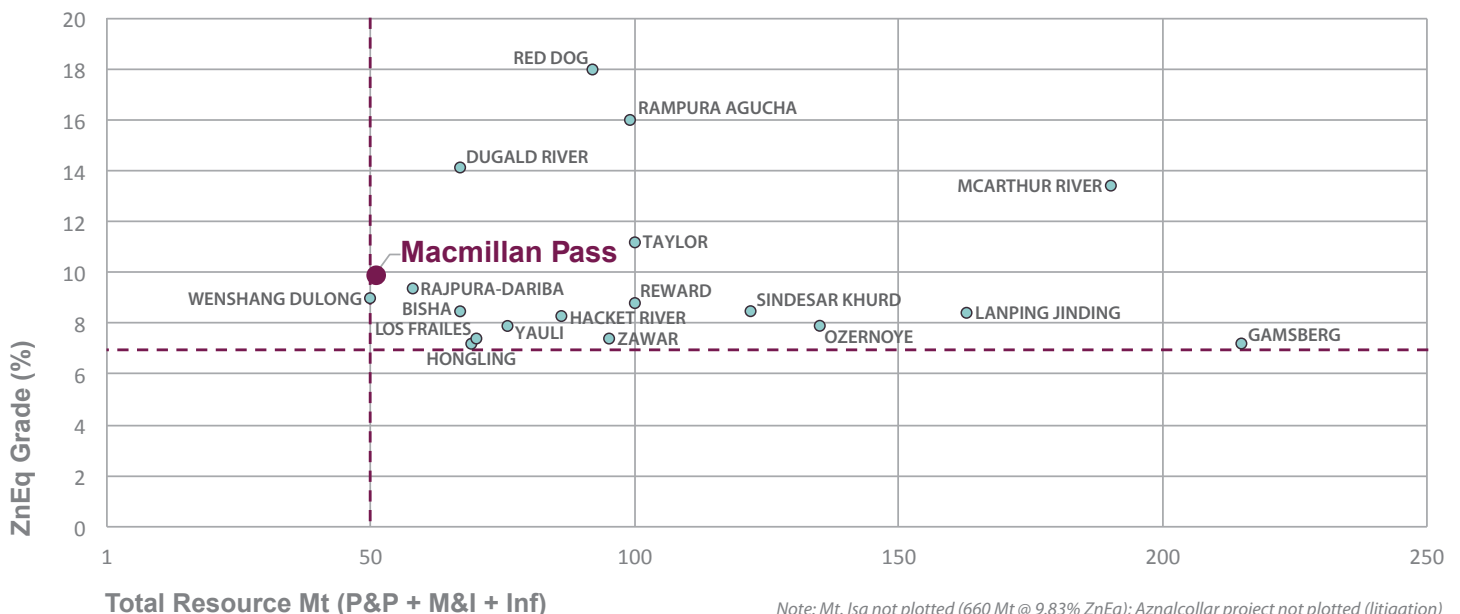
### VALUE DRIVING NEWS FLOW

- Released the NI 43-101 Mineral Resource Estimate in Jan. 2018, which puts Macmillan Pass among the world’s most significant zinc resources
- Released a robust maiden Preliminary Economic Assessment on the Macmillan Pass Project in May 2018
- Recent drill program highlights include a step-out hole at Tom East of 21.1% Zinc, 13.5% Lead and 243 g/t Silver over 16.41 meters and two infill holes at Tom West intersected 12.61% Zinc, 16.40% Lead and 221 g/t Silver over 12.73 meters and also 9.65% Zinc, 8.21% Lead and 80 g/t Silver over 29.14 meters
- Q4 2018 – Q1 2019 will provide exciting drill results and more

### EXCELLENT UPSIDE POTENTIAL

- Excellent potential for resource expansion along trend and at depth
- The Company has recently more than doubled its claim holdings to 46,900 Ha – ample room for new discoveries
- Much of the large land package remains little explored using modern exploration techniques
- The project has existing road access via government maintained Canol Road and the Macmillan Pass regional airstrip is located within the property boundary
- Tom & Jason deposits sits in the Selwyn Basin, a zinc-lead belt that hosts other large SEDEX Deposits
- Infrastructure includes a 20-person camp, core shack, internal roads to initial drill sites and existing permits for a turnkey exploration program

### GLOBALY SIGNIFICANT RESOURCE Macmillan Pass sits among the biggest in the world (>50Mt at >7% ZnEq)



## 2018 MACMILLAN PASS RESOURCE CALCULATION

Tom and Jason Deposits Mineral Resource Estimates (at NSR cut-off grade of \$65 CAD/T)\*

Category	Tonnes (Mt)	ZnEq %	Zn %	Pb %	Ag g/t	B lbs Zn	B lbs Pb	MOz Ag
Indicated	11.21	9.61	6.59	2.48	21.33	1.63	0.61	7.69
Inferred	39.47	10.00	5.84	3.14	38.15	5.08	2.73	48.41

\*See Fireweed news release dated January 10, 2018 for background information and QP statement. Brandon Macdonald, P.Geo, a 'Qualified Person' as defined under NI43-101, is responsible for the technical information in this Factsheet other than the Mineral Resource.

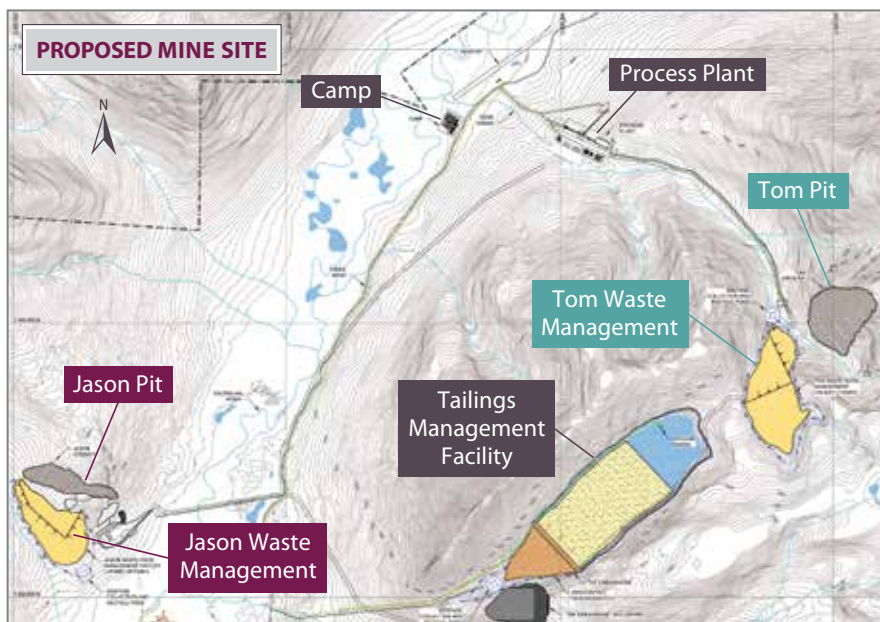
## PRELIMINARY ECONOMIC ASSESSMENT – Financial Summary

Key Inputs	Unit	Base Case	Spot Prices
Zinc Price	US\$/lb	\$1.21	\$1.42
Lead Price	US\$/lb	\$0.98	\$1.05
Silver Price	US\$/oz	\$16.80	\$16.38
Exchange Rate	CAD/USD	0.77	0.78

Key Outputs	
Initial CAPEX	C\$404M
Mine Life	18 years
Life-of-Mine Tonnage	32.7 Mt

	Unit	Pre-Tax		Post-Tax	
		Base Case	Spot Prices	Base Case	Spot Prices
Cash Flows (Undiscounted)	C\$M	\$1,735	\$2,675	\$1,119	\$1,730
NPV at 8%	C\$M	\$779	\$1,262	\$448	\$760
IRR	%	32%	44%	24%	32%
Payback Period	years	3.2	2.4	4.0	3.1

See Fireweed news release dated May 23, 2018 for background information and QP statement. Brandon Macdonald, P.Geo, a 'Qualified Person' as defined under NI43-101, is responsible for the technical information in this Factsheet other than the PEA Results.



fireweedzinc.com

## MANAGEMENT & DIRECTORS

**JOHN ROBINS** - Executive Chairman & Director  
**BRANDON MACDONALD** - CEO & Director  
**GEORGE GORZYNSKI** - Executive VP & Director  
**RICHARD HAJDUKIEWICZ** - Director  
**GILLES DESSUREAU** - V.P. Exploration  
**NEIL MACRAE** - Investor Relations Manager  
**DAN ROGNESS** - Director  
**ADRIAN ROTHWELL** - Director & Audit Committee Chair

## SHARE STRUCTURE

Issued & Outstanding	30,196,776
Agent's Warrants	628,064
Options	2,445,000
Performance Shares	4,000,000
<b>Fully Diluted</b>	<b>37,269,840</b>

## Ownership

